

## 2- Adaptarea de Impedanta

# EXEMPLU

- Să se proiecteze un transformator binomial cu trei secțiuni care să adapteze o sarcină de  $50\Omega$  la un fider de  $100\Omega$  și să se calculeze banda de trecere pentru  $\Gamma_m = 0.05$

# Solutie

$$N = 3 \quad Z_L = 50\Omega \quad Z_0 = 100\Omega$$

$$A = 2^{-N} \frac{Z_L - Z_0}{Z_L + Z_0} \approx \frac{1}{2^{N+1}} \ln \frac{Z_L}{Z_0} = -0.0433$$

$$C_0^3 = \frac{3!}{3!0!} = 1 \quad C_1^3 = \frac{3!}{2!1!} = 3 \quad C_2^3 = \frac{3!}{1!2!} = 3$$

$n = 0$

$$\ln Z_1 = \ln Z_0 + 2^{-N} C_0^3 \ln \frac{Z_L}{Z_0} = \ln 100 + 2^{-3} (1) \ln \frac{50}{100} = 4.518$$

$$Z_1 = 91.7\Omega$$

$n = 1$

$$\ln Z_2 = \ln Z_1 + 2^{-N} C_1^3 \ln \frac{Z_L}{Z_0} = \ln 91.7 + 2^{-3} (3) \ln \frac{50}{100} = 4.26$$

$$Z_2 = 70.7\Omega$$

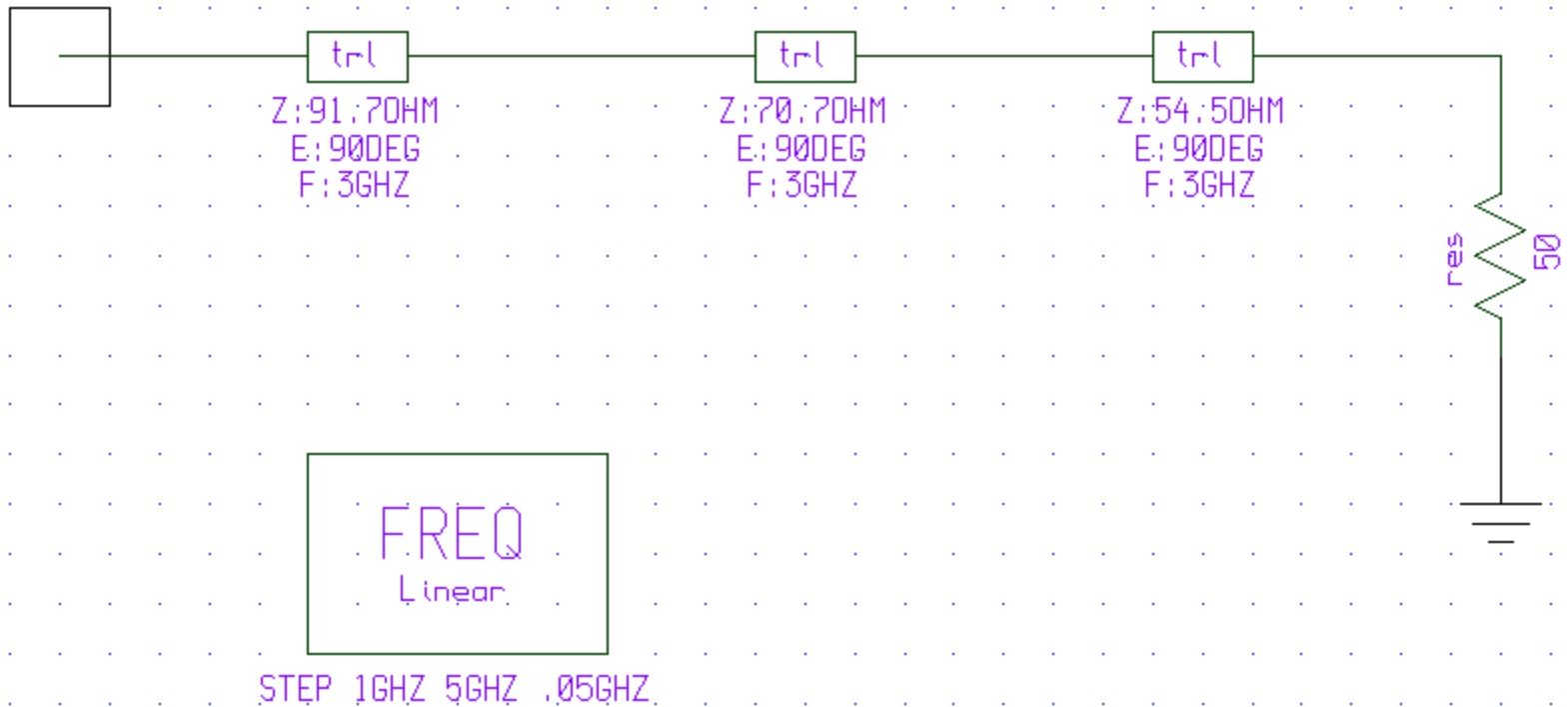
$n = 2$

$$\ln Z_3 = \ln Z_2 + 2^{-N} C_2^3 \ln \frac{Z_L}{Z_0} = \ln 70.7 + 2^{-3} (3) \ln \frac{50}{100} = 4.00$$

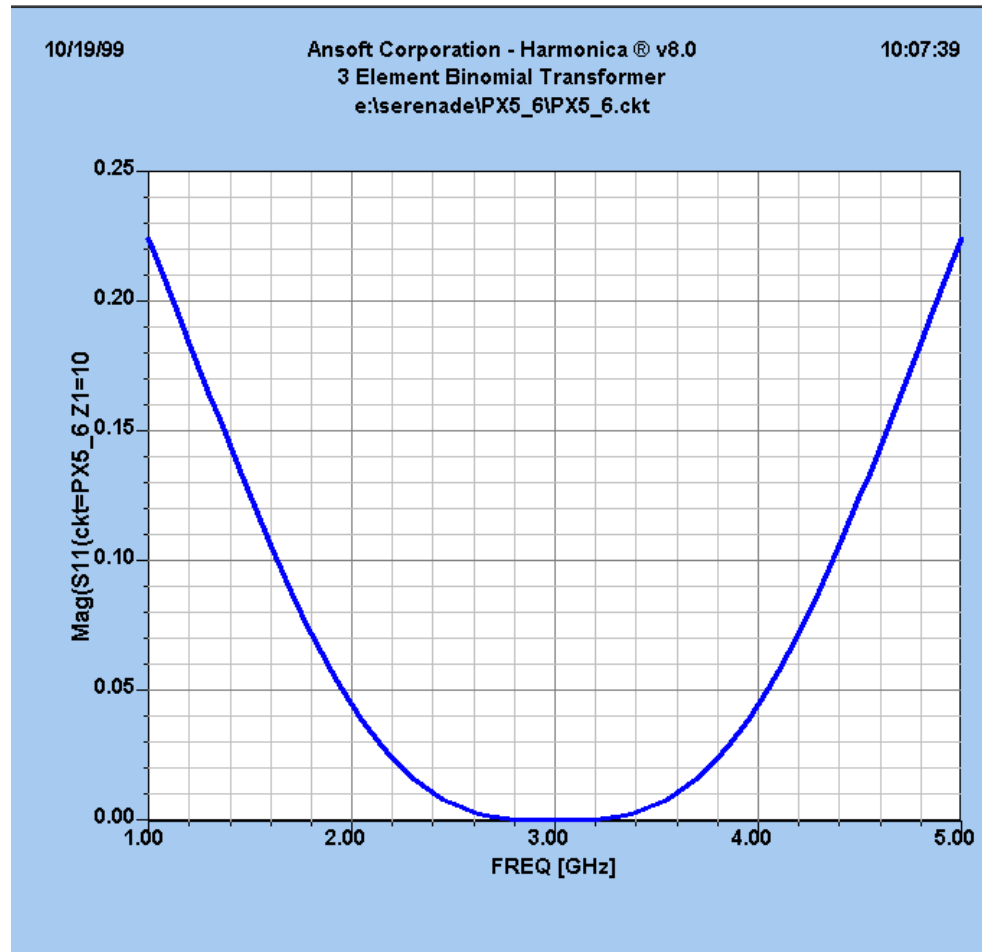
$$Z_3 = 54.5\Omega$$

$$\frac{\Delta f}{f_0} = 2 - \frac{4}{\pi} \arccos \left[ \frac{1}{2} \left( \frac{\Gamma_m}{|A|} \right)^{1/N} \right] = 2 - \frac{4}{\pi} \arccos \left[ \frac{1}{2} \left( \frac{0.05}{0.0433} \right)^{1/3} \right] = 0.70$$

# Circuitul



# Simularea



# Transformatorul Chebyshev

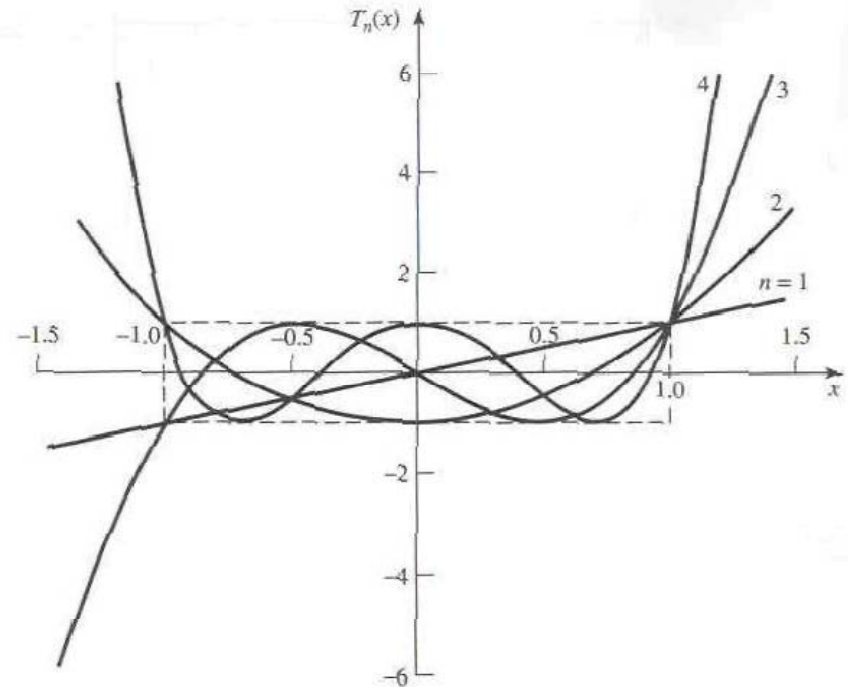
- Polinoame Chebyshev

$$T_1(x) = x$$

$$T_2(x) = 2x^2 - 1$$

$$T_3(x) = 4x^3 - 3x$$

$$T_4(x) = 8x^4 - 8x^2 + 1$$



$$T_n(x) = 2xT_{n-1}(x) - T_{n-2}(x)$$

$$T_n(x) = \cosh(n \operatorname{arccosh}(x))$$

## Polinoamele Chebyshev folosite n proiectarea transformatorului de adaptare

$$x = \cos \theta$$

$$T_n(\cos \theta) = \cos(n\theta)$$

$$T_n(x) = \cos(n \operatorname{arccos}(x)) \quad |x| < 1$$

$$T_n(x) = \cosh(n \operatorname{arccosh}(x)) \quad |x| > 1$$

$$T_n\left(\frac{\cos \theta}{\cos \theta_m}\right) = T_n(\sec \theta_m \cos \theta) = \cos n \left[ \operatorname{arccos}\left(\frac{\cos \theta}{\cos \theta_m}\right) \right]$$

$$T_1(\sec \theta_m \cos \theta) = \sec \theta_m \cos \theta$$

$$T_2(\sec \theta_m \cos \theta) = \sec^2 \theta_m (1 + \cos 2\theta) - 1$$

$$T_3(\sec \theta_m \cos \theta) = \sec^3 \theta_m (\cos 3\theta + 3 \cos \theta) - 3 \sec \theta_m \cos \theta$$

$$T_4(\sec \theta_m \cos \theta) = \sec^4 \theta_m (\cos 4\theta + 4 \cos 2\theta + 3) - 4 \sec^2 \theta_m (\cos 2\theta + 1) + 1$$

# Proiectarea unui transformator de adaptare de tip Chebyshev

**N = par**

$$\Gamma(\theta) = 2e^{-jN\theta} \left[ \Gamma_0 \cos(N\theta) + \Gamma_1 \cos(N-2)\theta + \dots + \Gamma_n \cos(N-2n)\theta + \dots + \frac{1}{2} \Gamma_{N/2} \right] = Ae^{-jN\theta} T_N(\sec \theta_m \cos \theta)$$

**N = impar**

$$\Gamma(\theta) = 2e^{-jN\theta} \left[ \Gamma_0 \cos(N\theta) + \Gamma_1 \cos(N-2)\theta + \dots + \Gamma_n \cos(N-2n)\theta + \dots + \Gamma_{(N-1)/2} \cos \theta \right] = Ae^{-jN\theta} T_N(\sec \theta_m \cos \theta)$$

$$\Gamma(0) = \frac{Z_L - Z_0}{Z_L + Z_0} = AT_N(\sec \theta_m) \quad \Rightarrow$$

$$A = \frac{Z_L - Z_0}{Z_L + Z_0} \frac{1}{T_N(\sec \theta_m)}$$

$$T_N(\sec \theta_m) = \frac{1}{\Gamma_m} \left| \frac{Z_L - Z_0}{Z_L + Z_0} \right| \cong \frac{1}{2\Gamma_m} \left| \ln \frac{Z_L}{Z_0} \right|$$

$$\Gamma_n \cong \frac{1}{2} \ln \frac{Z_{n+1}}{Z_n}$$

$$\sec \theta_m = \cosh \left[ \frac{1}{N} \operatorname{arccosh} \left( \frac{1}{\Gamma_m} \left| \frac{Z_L - Z_0}{Z_L + Z_0} \right| \right) \right] \cong \cosh \left[ \frac{1}{N} \operatorname{arccosh} \left( \left| \frac{\ln(Z_L/Z_0)}{2\Gamma_m} \right| \right) \right] \Rightarrow \frac{\Delta f}{f_0} = 2 - \frac{4\theta_m}{\pi}$$



# Exemplu

- Să se proiecteze un transformator Chebyshev , cu trei sectiuni, care să adapteze o sarcină de  $100 \Omega$  la o linie de  $50 \Omega$ , cu un  $\Gamma_m = 0.05$

# Solutie

$$N = 3 \quad Z_0 = 50\Omega \quad Z_L = 100\Omega$$

$$\Gamma(\theta) = 2e^{-j3\theta} [\Gamma_0 \cos 3\theta + \Gamma_1 \cos \theta] = Ae^{-j3\theta} T_3(\sec \theta_m \cos \theta)$$

$$A = \Gamma_m = 0.05$$

$$\sec \theta_m = \cosh \left[ \frac{1}{N} \operatorname{arccos} h \left( \frac{\ln Z_L / Z_0}{2\Gamma_m} \right) \right] = \cosh \left[ \frac{1}{3} \operatorname{arccos} h \left( \frac{\ln(100/50)}{2(0.05)} \right) \right] = 1.408 \quad \theta_m = 44.7^\circ$$

$$2[\Gamma_0 \cos 3\theta + \Gamma_1 \cos \theta] = A \sec^3 \theta_m (\cos 3\theta + 3 \cos \theta) - 3A \sec \theta_m \cos \theta$$

$$\cos 3\theta \quad 2\Gamma_0 = A \sec^3 \theta_m \quad \Gamma_0 = 0.0698 = \Gamma_3$$

$$\cos \theta \quad 2\Gamma_1 = 3A(\sec^3 \theta_m - \sec \theta_m) \quad \Gamma_1 = 0.1037 = \Gamma_2$$

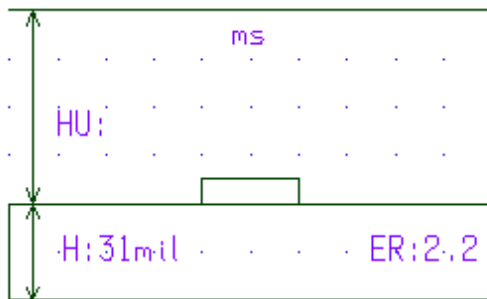
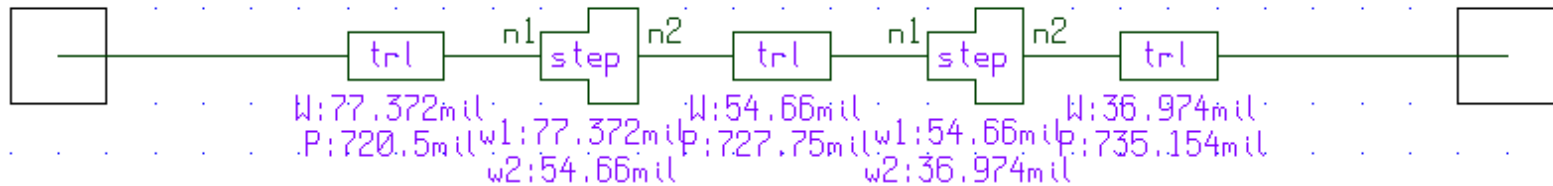
$$n = 0 \quad \ln Z_1 = \ln Z_0 + 2\Gamma_0 = \ln 50 + 2(0.0698) = 4.051 \quad Z_1 = 57.5\Omega$$

$$n = 1 \quad \ln Z_2 = \ln Z_1 + 2\Gamma_1 = \ln 57.5 + 2(0.1037) = 4.259 \quad Z_2 = 70.7\Omega$$

$$n = 2 \quad \ln Z_3 = \ln Z_2 + 2\Gamma_2 = \ln 70.7 + 2(0.1037) = 4.466 \quad Z_3 = 87\Omega$$

$$\frac{\Delta f}{f_0} = 2 - \frac{4\theta_m}{\pi} = 2 - 4 \frac{44.7^\circ}{180^\circ} = 1.01$$

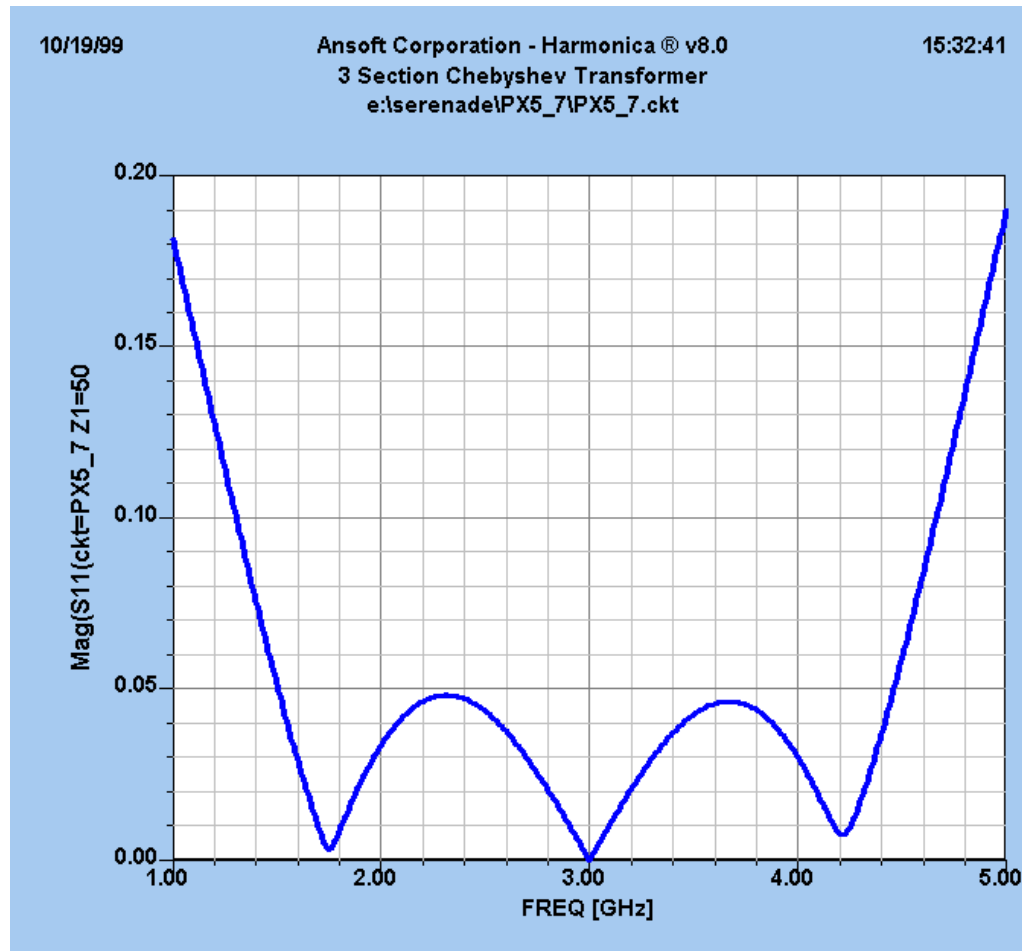
# Circuitul



`step .1ghz 5ghz 10mhz`

`label:sub`

# Simularea



CUPLOARE

# Proprietati de baza ale cuploarelor directionale

## Circuite cu patru porti

$$(S_{ij} = S_{ji})$$

Reciproc

$$S_{ii} = 0$$

Adaptare simultana  
la toate portile



$$[S] = \begin{bmatrix} 0 & S_{12} & S_{13} & S_{14} \\ S_{12} & 0 & S_{23} & S_{24} \\ S_{13} & S_{23} & 0 & S_{34} \\ S_{14} & S_{24} & S_{34} & 0 \end{bmatrix}$$

$$(11) \quad S_{14}^* (|S_{13}|^2 - |S_{24}|^2) = 0$$

$$(13) \quad S_{23} (|S_{12}|^2 - |S_{34}|^2) = 0$$

$$(14a) \quad |S_{12}|^2 + |S_{13}|^2 = 1$$

$$(14b) \quad |S_{12}|^2 + |S_{24}|^2 = 1$$

$$(14c) \quad |S_{13}|^2 + |S_{34}|^2 = 1$$

$$(14d) \quad |S_{24}|^2 + |S_{34}|^2 = 1$$

$$(15) \quad S_{12}^* S_{13} + S_{24}^* S_{34} = 0$$

+

$$\sum_k S_{ik} S_{kj}^* = \delta_{ij} \quad \text{Fara pierderi}$$

||

< **10 ecuatii**

# Cazul 1

$$(11) \text{ si } (13) > S_{14} = S_{23} = 0 \Rightarrow [S] = \begin{bmatrix} 0 & S_{12} & S_{13} & 0 \\ S_{12} & 0 & 0 & S_{24} \\ S_{13} & 0 & 0 & S_{34} \\ 0 & S_{24} & S_{34} & 0 \end{bmatrix} \Leftrightarrow \text{Cuplor directional}$$

$$(14a) \text{ si } (14b) > |S_{13}| = |S_{24}| \quad \text{Alegem: } S_{12} = S_{34} = \alpha \quad S_{13} = \beta e^{j\theta} \quad S_{24} = \beta e^{j\phi}$$

$$(14b) \text{ si } (14d) > |S_{12}| = |S_{34}|$$

$$(15) > \theta + \phi = \pi \pm 2n\pi$$

**Cuplor simetric**  $\theta = \phi = \pi/2$

**Cuplor antisimetric**  $\theta = 0, \phi = \pi$

$$[S] = \begin{bmatrix} 0 & \alpha & j\beta & 0 \\ \alpha & 0 & 0 & j\beta \\ j\beta & 0 & 0 & \alpha \\ 0 & j\beta & \alpha & 0 \end{bmatrix}$$

$$[S] = \begin{bmatrix} 0 & \alpha & \beta & 0 \\ \alpha & 0 & 0 & -\beta \\ \beta & 0 & 0 & \alpha \\ 0 & -\beta & \alpha & 0 \end{bmatrix}$$

$$(14a) > \alpha^2 + \beta^2 = 1$$

## Cazul 2

$$(11) \text{ si } (13) > \begin{cases} |S_{13}| = |S_{24}| \\ |S_{12}| = |S_{34}| \end{cases} \quad \text{Alegem: } S_{13} = S_{24} = \alpha \quad S_{12} = S_{34} = j\beta$$
$$(14a) > \alpha^2 + \beta^2 = 1$$

$$S_{13}^* S_{23} + S_{14}^* S_{24} = 0 \Rightarrow \alpha(S_{23} + S_{14}^*) = 0$$

$$\longrightarrow S_{14} = S_{23} = 0 \quad \text{Cuplor directional}$$

$$S_{12}^* S_{23} + S_{14}^* S_{34} = 0 \Rightarrow \beta(S_{14}^* - S_{23}) = 0$$



$$\alpha = \beta = 0 \quad \text{Caz banal}$$

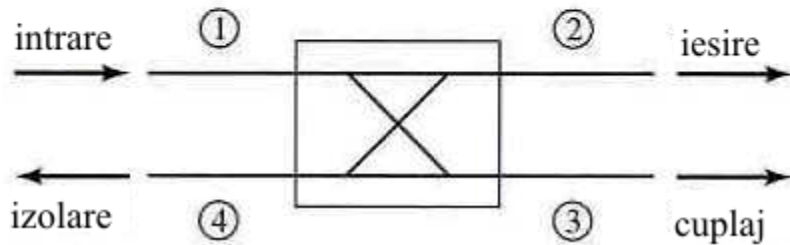
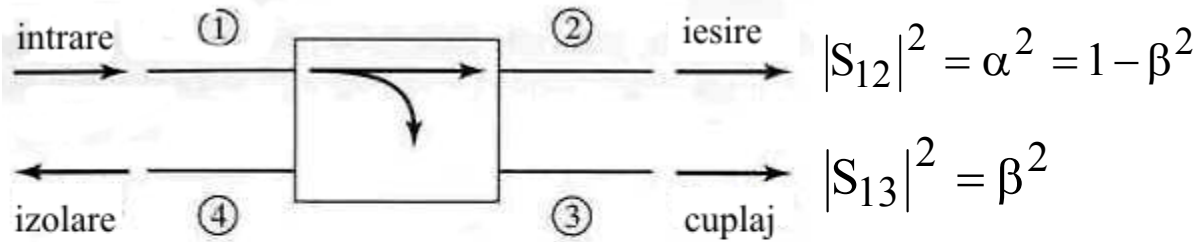
$$[S] = \begin{bmatrix} 0 & j\beta & \alpha & 0 \\ j\beta & 0 & 0 & \alpha \\ \alpha & 0 & 0 & j\beta \\ 0 & \alpha & j\beta & 0 \end{bmatrix}$$



# CONCLUZIE

**Orice circuit cu patru porti,  
reciproc, fara pierderi si adaptat la toate portile  
este un cuplor direccional**

# Cuplor directional



$$\mathbf{Cuplaj} = C = 10 \log \frac{P_1}{P_3} = -20 \log(\beta) \text{ dB}$$

$$\mathbf{Directivitate} = D = 10 \log \frac{P_3}{P_4} = 20 \log \left( \frac{\beta}{|S_{14}|} \right) \text{ dB}$$

$$\mathbf{Izolare} = I = 10 \log \left( \frac{P_1}{P_4} \right) = -20 \log |S_{14}| \text{ dB}$$

$$I = D + C, \text{ dB}$$

# Cuplor hibrid

Cuplorul hibrid este cuplorul direccional de 3 dB

$$\alpha = \beta = 1/\sqrt{2}$$

## Cuplor hibrid in cuadratura

$$(\theta = \phi = \pi/2)$$

$$[S] = \frac{1}{\sqrt{2}} \begin{bmatrix} 0 & 1 & j & 0 \\ 1 & 0 & 0 & j \\ j & 0 & 0 & 1 \\ 0 & j & 1 & 0 \end{bmatrix}$$

## Cuplor hibrid in inel

$$(\theta = 0, \phi = \pi)$$

$$[S] = \frac{1}{\sqrt{2}} \begin{bmatrix} 0 & 1 & 1 & 0 \\ 1 & 0 & 0 & -1 \\ 1 & 0 & 0 & 1 \\ 0 & -1 & 1 & 0 \end{bmatrix}$$